

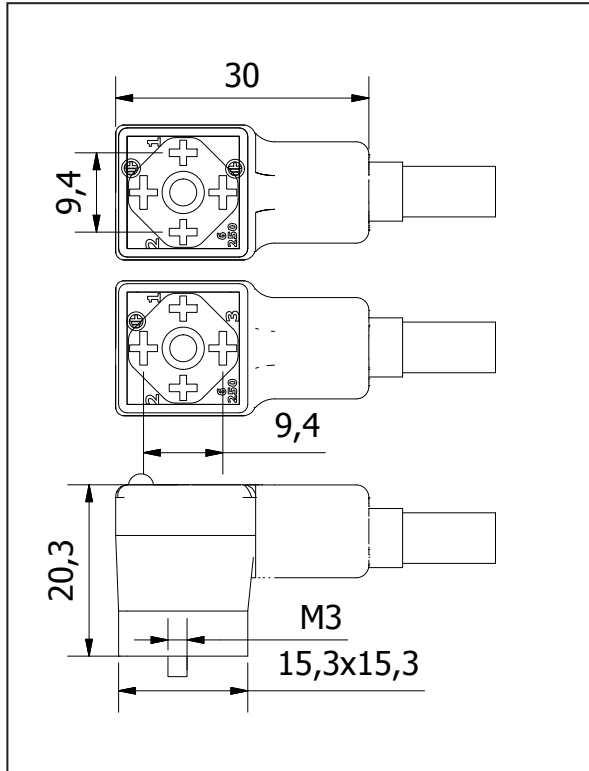
INDUSTRIAL STANDARD

CONNETTORI CON CAVO COSTAMPATO
CONNECTORS WITH MOULDED CABLE
GERÄTESTECKER MIT ANGESPRIZTEM KABEL
con componenti elettronici/with electronics/beschaltet

CW
INDUSTRIAL
STANDARD

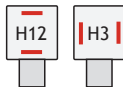


Guarnizione integrata/Built-in gasket/Integrierte Dichtung
2P + 2⚡



| | |
|---|--|
| Corpo connettore Connector Stecker | TPV |
| Contatti Contact material Kontaktmaterial | CuZn (Ag) |
| Tensione nominale (max.) Max voltage Max.Spannung | Secondo circuito According to circuitry nach Beschaltung |
| Portata massima contatti Max. current Max. Strom | 10 A |
| Portata nominale contatti: Operating current: Betriebsstrom: | 6 A |
| Interasse Spacing: Abstand: | 9,4 mm |
| Grado di protezione Protection class Schutzart | IP67 EN 60529 (DIN 40050) |
| Classe di isolamento Insulation class Isolierungsklasse | C - VDE 0110 |
| Temperatura di funzionamento Working temperature Betriebstemperatur | -30°C / +125°C |

Orientamento terra
Earth position
Erdrichtung



CODICI D'ORDINE
CODIFICATION
BESTELLSCHLÜSSEL

vedi pag.
see page
sieh Seite **2**

CIRCUITI
CIRCUITRY
BESCHALTUNG

vedi pag.
see page
sieh Seite **3**

Colore

| | |
|--------------------|----------|
| Nero/black/schwarz | B |
| Bianco/white/weiß | W |

Forma

| | |
|--------------------------|----------|
| Quadrata/square | A |
| Rettangolare/rectangular | B |
| Micro | C |

Poli

| | |
|----------|---|
| 2 | 2 Poli/Poles + $\frac{\pm}{\pm}$ (interasse/spacing/Abstand 18-11-9,4 mm) |
| 3 | 3 Poli/Poles + $\frac{\pm}{\pm}$ (interasse/spacing/Abstand 18 - 9,4 mm) |
| 5 | 2 Poli/Poles + $\frac{\pm}{\pm}$ (interasse/spacing/Abstand 10 mm) |
| 6 | 2 Poli/Poles + $\frac{\pm}{\pm}$ (interasse/spacing/Abstand 8 mm) |
| 7 | 3 Poli/Poles + $\frac{\pm}{\pm}$ (interasse/spacing/Abstand 8 mm) |

Circuiti (vedi pag./see page/sieh Seite: 36)

| | |
|---|-----------|
| Senza circuiti elettronici/without electronic circuits/ohne Schaltung | A |
| LED bipolare/bipolar LED/zweipolige LED 10/50V | B |
| LED bipolare/bipolar LED/zweipolige LED 70/250V | C |
| VARISTORE/VDR 24V | D |
| VARISTORE/VDR 48V | E |
| VARISTORE/VDR 110V | F |
| VARISTORE/VDR 250V | V |
| LED bipolare + VDR 24V | G |
| LED bipolare + VDR 48V | H |
| LED bipolare + VDR 110V | J |
| LED bipolare + VDR 250V | K |
| DIODO in parallelo/parallel diode/Parallediode | L |
| DIODO in parallelo + LED 10/50V | M |
| DIODO in parallelo + LED 70/250V | N |
| Raddrizzatore a ponte/bridge rectifier/Brückengleichrichter* | P |
| Raddrizzatore a ponte + LED 10/50V* | Q |
| Raddrizzatore a ponte + LED 70/250V* | R |
| Raddrizzatore a ponte + VDR 24V* | PD |
| Raddrizzatore a ponte + VDR 48V* | PE |
| Raddrizzatore a ponte + VDR 110V* | PF |
| Raddrizzatore a ponte + VDR 250V* | PV |
| Raddrizzatore a ponte + VDR 24V+LED* | PG |
| Raddrizzatore a ponte + VDR 48V+LED* | PH |
| Raddrizzatore a ponte + VDR 110V+LED* | PJ |
| Raddrizzatore a ponte + VDR 250V+LED* | PK |
| Doppio Zener/two Zener/zwei Zener 24V | Z |
| Transil 24V | S |
| Transil 110V | T |
| Raddrizzatore a semionda 250V* | W |

Colore LED

| | |
|--------------------------------|----------|
| Senza LED/Without LED/ohne LED | A |
| LED Giallo/yellow/gelb | Y |
| LED Rosso/red/rot | R |
| LED Verde/green/grün | E |

Cavo

| | |
|-------------------------------|----------|
| ved. pag./see page/sieh Seite | 5 |
|-------------------------------|----------|

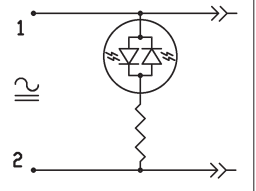
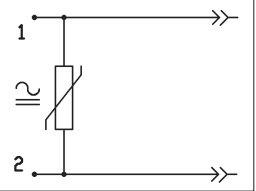
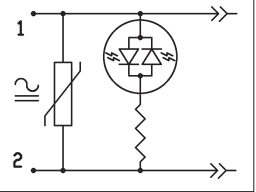
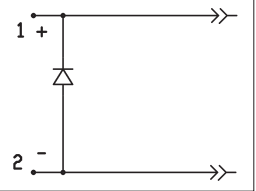
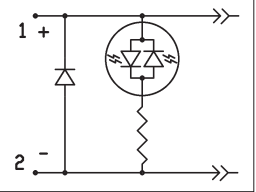
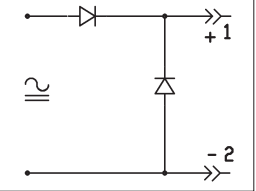
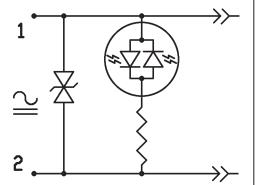
Lunghezza cavo in dm.
Cable length in dm.
Kabellänge in dm.

| | | |
|-----------------|------|----------|
| Posizione Terra | H 12 | 0 |
| Earth position | H 6 | 6 |
| Erdrichtung | H 9 | 9 |
| | H 3 | 3 |

* Non disponibili in tutte le versioni.
* Not available in all versions.
* Nicht lieferbar in allen Ausführungen

Vite e guarnizione a corredo
Screw and gasket included
Schraube und Dichtung umfasst



| Descrizione/Description/Beschreibung | Tensione/Voltage/Spannung | CODICE/CODE/KODE | Tipo/Type/Bez. |
|---|---------------------------|------------------|---|
|  <p>LED bipolare Bipolar LED Zweipolige LED - Anzeige</p> | 10/50 V | B | A1 - A2 - KA B - B IND. - KB C - C IND. |
|  <p>Varistore di protezione contro le sovratensioni Varistor protection against overvoltage Varistorschutz gegen Überspannung</p> | 24 V | D | A1 - A2 - KA B - B IND. - KB C - C IND. |
| | 48 V | E | |
| | 110 V | F | |
| | 250 V | V | |
|  <p>LED bipolare + Varistore di protezione contro le sovratensioni Bipolar LED + Varistor protection against overvoltage Zweipolige LED - Anzeige + Varistorschutz gegen Überspannung</p> | 24 V | G | A1 - A2 - KA B - B IND. - KB C - C IND. |
| | 48 V | H | |
| | 110 V | J | |
| | 250 V | K | |
|  <p>Diodo in parallelo per la soppressione dei picchi di tensione Parallel diode for transient overvoltage suppression Paralleldiode gegen Spannungspitzen</p> | 250 V | L | A1 - A2 - KA B - B IND. - KB C - C IND. |
|  <p>LED bipolare + Diodo in parallelo per la soppressione dei picchi di tensione Bipolar LED + Parallel diode for transient overvoltage suppression Zweipolige LED - Anzeige + Paralleldiode gegen Spannungspitzen</p> | 10/50 V | M | A1 - A2 - KA B - B IND. - KB C - C IND. |
| | 70/250 V | N | |
|  <p>Raddrizzatore a semionda uscita ca. 50% entrata + Diodo di protezione Half-wave rectifier output about 50% input + Diode protection Halbwellenrichter Ausgang za. 50% Eingang + Diode</p> | 250 V | W | A2 - KA KB |
|  <p>TRANSIL</p> | 24 V | S | A1 - A2 - KA B - B IND. - KB C - C IND. |
| | 110 V | T | |



| Descrizione/Description/Beschreibung | Tensione/Voltage/Spaltung | CODICE/CODE/KODE | Tipo/Type/Bez. |
|--|--------------------------------|--|--------------------------------------|
| <p>Raddrizzatore a ponte, corrente max. 1 A (3 A) Bridge rectifier, max. current 1 A (3 A) Brückengleichrichter, max strom 1 A (3 A)</p> | 250 V | P | A2 - KA KB |
| <p>Raddrizzatore a ponte, corrente max. 1 A (3 A) + LED bipolare Bridge rectifier, max. current 1 A (3 A) + Bipolar LED Brückengleichrichter, max strom 1 A (3 A) + Zweipolige LED - Anzeige</p> | 10/50 V 70/250 V | Q R | A2 - KA |
| <p>Raddrizzatore a ponte, corrente max. 1 A (3 A) + VDR (Varistore) Bridge rectifier, max. current 1 A (3 A) + VDR (Varistor) Brückengleichrichter, max strom 1 A (3 A) + VDR (Varistorschutz)</p> | 24 V 48 V 110 V 250 V | PD PE PF PV | A2 - KA KB |
| <p>Raddrizzatore a ponte, corrente max. 1 A (3 A) + LED bipolare + VDR (Varistore) Bridge rectifier, max. current 1 A (3 A) + Bipolar LED + VDR (Varistor) Brückengleichrichter, max strom 1 A (3 A) + Zweipolige LED - Anzeige + VDR (Varistorschutz)</p> | 24 V 48 V 110 V 250 V | PG PH PJ PK | A2 - KA |
| <p>PRESSOSTATO LED bipolare Bipolar LED Zweipolige LED - Anzeige</p> | 10/50 V 70/250 V | B C | A2 |
| <p>Doppio Zener + LED Bipolare Two Zener + Bipolar LED Zwei Zener + Zweipolige LED - Anzeige</p> | 24 V | Z | A1 - A2 - KA B - KB C - C IND. |

 Rosso/Red/Rot **R** Verde-Rosso/Green-Red/Grün-Rot **ER** Verde-Giallo/Green-Yellow/Grün-Gelb **EY**

 Colore LED
LED colour
LED farbe

 Verde/Green/Grün **E** Rosso-Verde/Red-Green/Rot-Grün **RE**

 Giallo/Yellow/Gelb **Y** Giallo-Verde/Yellow-Green/Gelb-Grün **YE**



| COD. PART-NO. TEILE-NR | CONDUTTORI WIRES LEITER | SEZIONE SECTION LEITERQUERSCHNITT | CATEGORIA CAVO CABLE TYPE KABELTYP | COLORE COLOUR FARBE |
|------------------------------|-------------------------------|---|--|---------------------------|
| X1 | 3 | 0.5 | FROR | GRIGIO/GREY/GRAU |
| X2 | 3 | 1 | FROR | GRIGIO/GREY/GRAU |
| X3 | 2 | 1 | FROR | GRIGIO/GREY/GRAU |
| X4 | 2 | 0.5 | FROR | GRIGIO/GREY/GRAU |
| X6 | 3 | 0.34 | FROR | GRIGIO/GREY/GRAU |
| X9 | 5 | 0.75 | FROR | GRIGIO/GREY/GRAU |
| XB | 4 | 0.34 | FROR | GRIGIO/GREY/GRAU |
| XG | 8 | 0.25 | LiYY | GRIGIO/GREY/GRAU |
| XL | 3 | 0.34 | H03VVF | NERO/BLACK/SCHWARZ |
| XM | 5 | 0.34 | FROR | GRIGIO/GREY/GRAU |
| XN | 4 | 0.34 | H03VVF | NERO/BLACK/SCHWARZ |
| XO | 3 | 0.75 | FROR | GRIGIO/GREY/GRAU |
| XFR | 2 | 0.75 | FROR | GRIGIO/GREY/GRAU |
| U1 | 3 | 0.5 | H03VVF | NERO/BLACK/SCHWARZ |
| U2 | 3 | 0.75 | H05VVF | NERO/BLACK/SCHWARZ |
| U3 | 3 | 1 | H05VVF | NERO/BLACK/SCHWARZ |
| U4 | 2 | 0.5 | H03VVF | NERO/BLACK/SCHWARZ |
| U5 | 2 | 0.75 | H05VVF | NERO/BLACK/SCHWARZ |
| U6 | 4 | 0.75 | H05VVF | NERO/BLACK/SCHWARZ |
| U7 | 2 | 1 | H05VVF | NERO/BLACK/SCHWARZ |
| U8 | 4 | 0.5 | H03VVF | NERO/BLACK/SCHWARZ |
| UL3 | 3 | AWG22 | UL PVC | NERO/BLACK/SCHWARZ |
| UL4 | 4 | AWG22 | UL PVC | NERO/BLACK/SCHWARZ |
| W2 | 3 | 0.75 | PUR | NERO/BLACK/SCHWARZ |
| W6 | 4 | 0.34 | PUR | NERO/BLACK/SCHWARZ |
| W7 | 3 | 0.34 | PUR | NERO/BLACK/SCHWARZ |
| W6H | 4 + SCHERMO | 0.34 | PUR | NERO/BLACK/SCHWARZ |
| W7H | 3 + SCHERMO | 0.34 | PUR | NERO/BLACK/SCHWARZ |
| WBH | 5 + SCHERMO | 0.34 | PUR | NERO/BLACK/SCHWARZ |
| L5 | 3 | AWG18 | UL | NERO/BLACK/SCHWARZ |
| LDA | 25 | 0.25 | | GRIGIO/GREY/GRAU |
| LF | 3 | AWG18 | UL HAL. FREE | GRIGIO/GREY/GRAU |