

EN 175301 - 803 - A(DIN 43650)

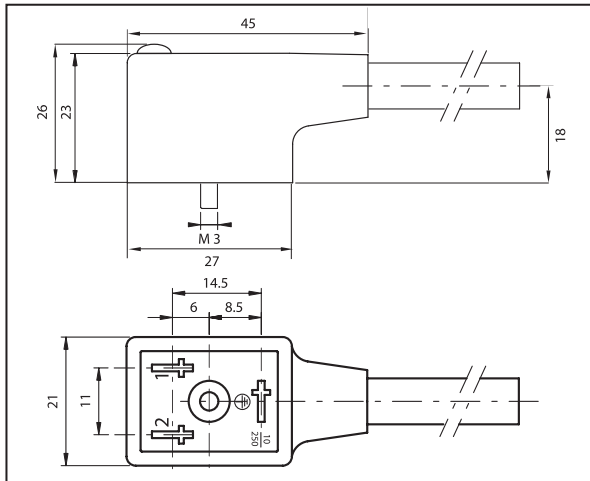
B



BW

CONNETTORI CON CAVO COSTAMPATO
CONNECTORS WITH MOULDED CABLE
GERÄTESTECKER MIT ANGESPRITZTEM KABEL
 con componenti elettronici/with electronics/beschaltet

Guarnizione integrata/Built-in gasket/Integrierte Dichtung
 2P + 2⚡



Corpo connettore Connector Stecker	TPV	Interasse Spacing: Abstand:	10 mm
Contatti Contact material Kontakmaterial	CuZn (Au)	Grado di protezione Protection class Schutzart	IP67 EN 60529 (DIN 40050)
Tensione nominale (max.) Max voltage Max. Spannung	Secondo circuito According to circuitry nach Beschaltung	Classe di isolamento Insulation class Isolierungsklasse	C - VDE 0110
Portata massima contatti Max. current Max. Strom	16 A	Temperatura di funzionamento Working temperature Betriebstemperatur	-30 °C / +125 °C
Portata nominale contatti: Operating current: Betriebsstrom:	10 A		

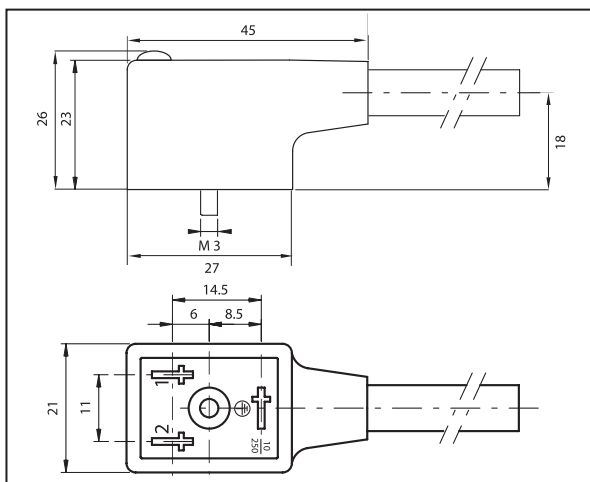
INDUSTRIAL STANDARD



**BW
INDUSTRIAL
STANDARD**

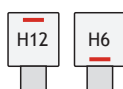
CONNETTORI CON CAVO COSTAMPATO
CONNECTORS WITH MOULDED CABLE
GERÄTESTECKER MIT ANGESPRITZTEM KABEL
 con componenti elettronici/with electronics/beschaltet

Guarnizione integrata/Built-in gasket/Integrierte Dichtung
 2P + ⚡



Corpo connettore Connector Stecker	TPV	Interasse Spacing: Abstand:	11 mm
Contatti Contact material Kontakmaterial	CuZn (Au)	Grado di protezione Protection class Schutzart	IP67 EN 60529 (DIN 40050)
Tensione nominale (max.) Max voltage Max. Spannung	Secondo circuito According to circuitry nach Beschaltung	Classe di isolamento Insulation class Isolierungsklasse	C - VDE 0110
Portata massima contatti Max. current Max. Strom	16 A	Temperatura di funzionamento Working temperature Betriebstemperatur	-30 °C / +125 °C
Portata nominale contatti: Operating current: Betriebsstrom:	10 A		

Orientamento terra
Earth position
Erdrichtung



CODICI D'ORDINE
CODIFICATION
BESTELLSCHLÜSSEL

vedi pag.
see page
sieh Seite

2

CIRCUITI
CIRCUITRY
BESCHALTUNG

vedi pag.
see page
sieh Seite

3

Colore

Nero/black/schwarz	B
Bianco/white/weiß	W

Forma

Quadrata/square	A
Rettangolare/rectangular	B
Micro	C

Poli

2	2 Poli/Poles + $\frac{\pm}{\pm}$ (interasse/spacing/Abstand 18-11-9,4 mm)
3	3 Poli/Poles + $\frac{\pm}{\pm}$ (interasse/spacing/Abstand 18 - 9,4 mm)
5	2 Poli/Poles + $\frac{\pm}{\pm}$ (interasse/spacing/Abstand 10 mm)
6	2 Poli/Poles + $\frac{\pm}{\pm}$ (interasse/spacing/Abstand 8 mm)
7	3 Poli/Poles + $\frac{\pm}{\pm}$ (interasse/spacing/Abstand 8 mm)

Circuiti (vedi pag./see page/sieh Seite: 36)

Senza circuiti elettronici/without electronic circuits/ohne Schaltung	A
LED bipolare/bipolar LED/zweipolige LED 10/50V	B
LED bipolare/bipolar LED/zweipolige LED 70/250V	C
VARISTORE/VDR 24V	D
VARISTORE/VDR 48V	E
VARISTORE/VDR 110V	F
VARISTORE/VDR 250V	V
LED bipolare + VDR 24V	G
LED bipolare + VDR 48V	H
LED bipolare + VDR 110V	J
LED bipolare + VDR 250V	K
DIODO in parallelo/parallel diode/Parallediode	L
DIODO in parallelo + LED 10/50V	M
DIODO in parallelo + LED 70/250V	N
Raddrizzatore a ponte/bridge rectifier/Brückengleichrichter*	P
Raddrizzatore a ponte + LED 10/50V*	Q
Raddrizzatore a ponte + LED 70/250V*	R
Raddrizzatore a ponte + VDR 24V*	PD
Raddrizzatore a ponte + VDR 48V*	PE
Raddrizzatore a ponte + VDR 110V*	PF
Raddrizzatore a ponte + VDR 250V*	PV
Raddrizzatore a ponte + VDR 24V+LED*	PG
Raddrizzatore a ponte + VDR 48V+LED*	PH
Raddrizzatore a ponte + VDR 110V+LED*	PJ
Raddrizzatore a ponte + VDR 250V+LED*	PK
Doppio Zener/two Zener/zwei Zener 24V	Z
Transil 24V	S
Transil 110V	T
Raddrizzatore a semionda 250V*	W

Colore LED

Senza LED/Without LED/ohne LED	A
LED Giallo/yellow/gelb	Y
LED Rosso/red/rot	R
LED Verde/green/grün	E

Cavo

ved. pag./see page/sieh Seite	5
-------------------------------	----------

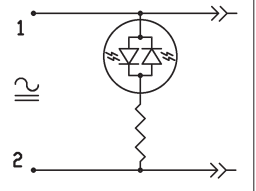
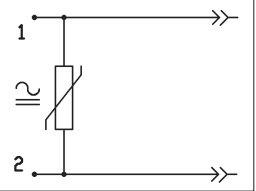
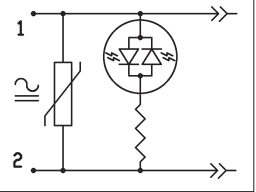
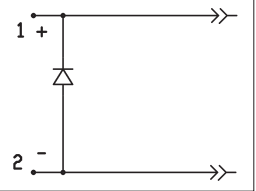
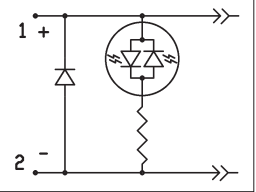
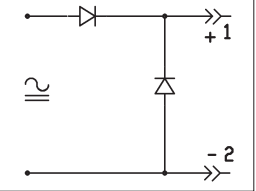
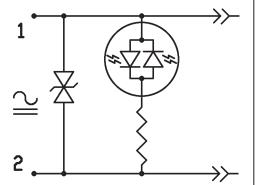
Lunghezza cavo in dm.
Cable length in dm.
Kabellänge in dm.

Posizione Terra	H 12	0
Earth position	H 6	6
Erdrichtung	H 9	9
	H 3	3

* Non disponibili in tutte le versioni.
* Not available in all versions.
* Nicht lieferbar in allen Ausführungen

Vite e guarnizione a corredo
Screw and gasket included
Schraube und Dichtung umfasst



Descrizione/Description/Beschreibung	Tensione/Voltage/Spannung	CODICE/ CODE/ KODE	Tipo/Type/Bez.
 <p>LED bipolare Bipolar LED Zweipolige LED - Anzeige</p>	10/50 V	B	A1 - A2 - KA B - B IND. - KB C - C IND.
 <p>Varistore di protezione contro le sovratensioni Varistor protection against overvoltage Varistorschutz gegen Überspannung</p>	24 V	D	A1 - A2 - KA B - B IND. - KB C - C IND.
	48 V	E	
	110 V	F	
	250 V	V	
 <p>LED bipolare + Varistore di protezione contro le sovratensioni Bipolar LED + Varistor protection against overvoltage Zweipolige LED - Anzeige + Varistorschutz gegen Überspannung</p>	24 V	G	A1 - A2 - KA B - B IND. - KB C - C IND.
	48 V	H	
	110 V	J	
	250 V	K	
 <p>Diodo in parallelo per la soppressione dei picchi di tensione Parallel diode for transient overvoltage suppression Paralleldiode gegen Spannungspitzen</p>	250 V	L	A1 - A2 - KA B - B IND. - KB C - C IND.
 <p>LED bipolare + Diodo in parallelo per la soppressione dei picchi di tensione Bipolar LED + Parallel diode for transient overvoltage suppression Zweipolige LED - Anzeige + Paralleldiode gegen Spannungspitzen</p>	10/50 V	M	A1 - A2 - KA B - B IND. - KB C - C IND.
	70/250 V	N	
 <p>Raddrizzatore a semionda uscita ca. 50% entrata + Diodo di protezione Half-wave rectifier output about 50% input + Diode protection Halbwellenrichter Ausgang za. 50% Eingang + Diode</p>	250 V	W	A2 - KA KB
 <p>TRANSIL</p>	24 V	S	A1 - A2 - KA B - B IND. - KB C - C IND.
	110 V	T	



Descrizione/Description/Beschreibung	Tensione/Voltage/Spaltung	CODICE/CODE/KODE	Tipo/Type/Bez.
<p>Raddrizzatore a ponte, corrente max. 1 A (3 A) Bridge rectifier, max. current 1 A (3 A) Brückengleichrichter, max strom 1 A (3 A)</p>	250 V	P	A2 - KA KB
<p>Raddrizzatore a ponte, corrente max. 1 A (3 A) + LED bipolare Bridge rectifier, max. current 1 A (3 A) + Bipolar LED Brückengleichrichter, max strom 1 A (3 A) + Zweipolige LED - Anzeige</p>	10/50 V 70/250 V	Q R	A2 - KA
<p>Raddrizzatore a ponte, corrente max. 1 A (3 A) + VDR (Varistore) Bridge rectifier, max. current 1 A (3 A) + VDR (Varistor) Brückengleichrichter, max strom 1 A (3 A) + VDR (Varistorschutz)</p>	24 V 48 V 110 V 250 V	PD PE PF PV	A2 - KA KB
<p>Raddrizzatore a ponte, corrente max. 1 A (3 A) + LED bipolare + VDR (Varistore) Bridge rectifier, max. current 1 A (3 A) + Bipolar LED + VDR (Varistor) Brückengleichrichter, max strom 1 A (3 A) + Zweipolige LED - Anzeige + VDR (Varistorschutz)</p>	24 V 48 V 110 V 250 V	PG PH PJ PK	A2 - KA
<p>PRESSOSTATO LED bipolare Bipolar LED Zweipolige LED - Anzeige</p>	10/50 V 70/250 V	B C	A2
<p>Doppio Zener + LED Bipolare Two Zener + Bipolar LED Zwei Zener + Zweipolige LED - Anzeige</p>	24 V	Z	A1 - A2 - KA B - KB C - C IND.

Rosso/Red/Rot **R** Verde-Rosso/Green-Red/Grün-Rot **ER** Verde-Giallo/Green-Yellow/Grün-Gelb **EY**

Colore LED
 LED colour
 LED farbe

Verde/Green/Grün **E** Rosso-Verde/Red-Green/Rot-Grün **RE**

Giallo/Yellow/Gelb **Y** Giallo-Verde/Yellow-Green/Gelb-Grün **YE**



COD. PART-NO. TEILE-NR	CONDUTTORI WIRES LEITER	SEZIONE SECTION LEITERQUERSCHNITT	CATEGORIA CAVO CABLE TYPE KABELTYP	COLORE COLOUR FARBE
X1	3	0.5	FROR	GRIGIO/GREY/GRAU
X2	3	1	FROR	GRIGIO/GREY/GRAU
X3	2	1	FROR	GRIGIO/GREY/GRAU
X4	2	0.5	FROR	GRIGIO/GREY/GRAU
X6	3	0.34	FROR	GRIGIO/GREY/GRAU
X9	5	0.75	FROR	GRIGIO/GREY/GRAU
XB	4	0.34	FROR	GRIGIO/GREY/GRAU
XG	8	0.25	LiYY	GRIGIO/GREY/GRAU
XL	3	0.34	H03VVF	NERO/BLACK/SCHWARZ
XM	5	0.34	FROR	GRIGIO/GREY/GRAU
XN	4	0.34	H03VVF	NERO/BLACK/SCHWARZ
XO	3	0.75	FROR	GRIGIO/GREY/GRAU
XFR	2	0.75	FROR	GRIGIO/GREY/GRAU
U1	3	0.5	H03VVF	NERO/BLACK/SCHWARZ
U2	3	0.75	H05VVF	NERO/BLACK/SCHWARZ
U3	3	1	H05VVF	NERO/BLACK/SCHWARZ
U4	2	0.5	H03VVF	NERO/BLACK/SCHWARZ
U5	2	0.75	H05VVF	NERO/BLACK/SCHWARZ
U6	4	0.75	H05VVF	NERO/BLACK/SCHWARZ
U7	2	1	H05VVF	NERO/BLACK/SCHWARZ
U8	4	0.5	H03VVF	NERO/BLACK/SCHWARZ
UL3	3	AWG22	UL PVC	NERO/BLACK/SCHWARZ
UL4	4	AWG22	UL PVC	NERO/BLACK/SCHWARZ
W2	3	0.75	PUR	NERO/BLACK/SCHWARZ
W6	4	0.34	PUR	NERO/BLACK/SCHWARZ
W7	3	0.34	PUR	NERO/BLACK/SCHWARZ
W6H	4 + SCHERMO	0.34	PUR	NERO/BLACK/SCHWARZ
W7H	3 + SCHERMO	0.34	PUR	NERO/BLACK/SCHWARZ
WBH	5 + SCHERMO	0.34	PUR	NERO/BLACK/SCHWARZ
L5	3	AWG18	UL	NERO/BLACK/SCHWARZ
LDA	25	0.25		GRIGIO/GREY/GRAU
LF	3	AWG18	UL HAL. FREE	GRIGIO/GREY/GRAU