


EN 175301 - 803 - A(DIN 43650)

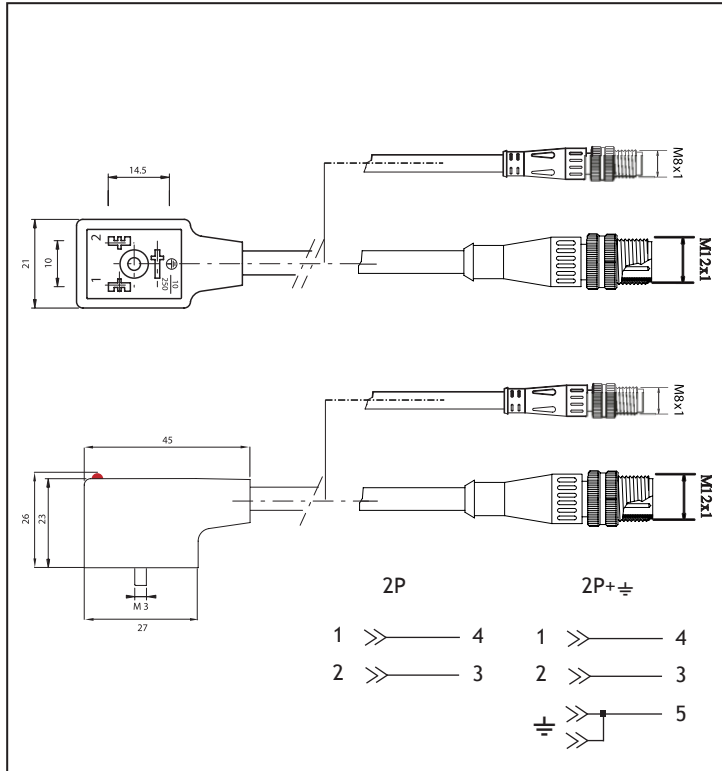
CONNETTORI EN-DIN + M8/M12  
CONNECTORS CABLES AND ADAPTER  
VERBINDUNGSLEITUNGEN UND ADAPTER

BB5AA Z



B+M8/M12

Guarnizione integrata/Built-in gasket/Integrierte Dichtung




	EN-DIN	M8/M12
Corpo connettore Connector Stecker	TPV	Resina PA (V0) PA Resin (V0) PA Harz (V0)
Contatti Contact material Kontakmaterial	CuZn (Ag)	CuZn (Au)
Tensione nominale (max.) Max voltage Max.Spannung	M8 3 poli/poles M8 4 poli/poles M12 4 poli/poles M12 5 poli/poles	60 V AC/DC 30 V AC/DC 250 V AC/DC 60 V AC/DC
Portata massima contatti Max. current Max. Strom		4 A
Interasse Spacing: Abstand:	10 mm	-
Grado di protezione Protection class Schutzart	IP65 EN 60529 (DIN 40050)	IP67 EN 60529 (DIN 40050)
Classe di isolamento Insulation class Isolierungsklasse	C - VDE 0110	
Temperatura di funzionamento Working temperature Betriebstemperatur	-25 °C / +90 °C	
Orientamento terra Earth position Erdrichtung	H12 H6	CODICI D'ORDINE CODIFICATION BESTELLSCHLÜSSEL vedi pag. see page siehe Seite <b>2</b>

EN 175301 - 803 - A(DIN 43650)

CONNETTORI EN-DIN + M8/M12  
CONNECTORS CABLES AND ADAPTER  
VERBINDUNGSLEITUNGEN UND ADAPTER

con componenti elettronici/with electronics/beschaltet

BB5 Z



Guarnizione integrata/Built-in gasket/Integrierte Dichtung

	EN-DIN	M8/M12	EN-DIN	M8/M12			
Corpo connettore Connector Stecker	TPV	Resina PA (V0) PA Resin (V0) PA Harz (V0)	Interasse Spacing: Abstand:	18 mm	-	Orientamento terra Earth position Erdrichtung	H12 H6
Contatti Contact material Kontakmaterial	CuZn (Ag)	CuZn (Au)	Grado di protezione Protection class Schutzart	IP65 EN 60529 (DIN 40050)	IP67 EN 60529 (DIN 40050)	CODICI D'ORDINE CODIFICATION BESTELLSCHLÜSSEL	vedi pag. see page siehe Seite <b>2</b>
Tensione nominale (max.) Max voltage Max.Spannung	Secondo circuito According to circuitry nach Beschaltung		Classe di isolamento Insulation class Isolierungsklasse	C - VDE 0110		CIRCUITI CIRCUITRY BESCHALTUNG	vedi pag. see page siehe Seite <b>3</b>
Portata massima contatti Max. current Max. Strom	4 A		Temp. di funzionamento Working temperature Betriebstemperatur	-25 °C / +90 °C			

**Forma**

<b>A</b>	Quadrata/square
<b>B</b>	Rettangolare/rectangular
<b>C</b>	Micro

**Poli**

<b>2</b>	2 Poli/Poles + $\pm$ (interasse/spacing/Abstand 18-11-9,4 mm)
<b>3</b>	3 Poli/Poles + $\pm$ (interasse/spacing/Abstand 18 - 9,4 mm)
<b>5</b>	2 Poli/Poles + $\pm$ (interasse/spacing/Abstand 10 mm)
<b>6</b>	2 Poli/Poles + $\pm$ (interasse/spacing/Abstand 8 mm)
<b>7</b>	3 Poli/Poles + $\pm$ (interasse/spacing/Abstand 8 mm)

**Colore LED**

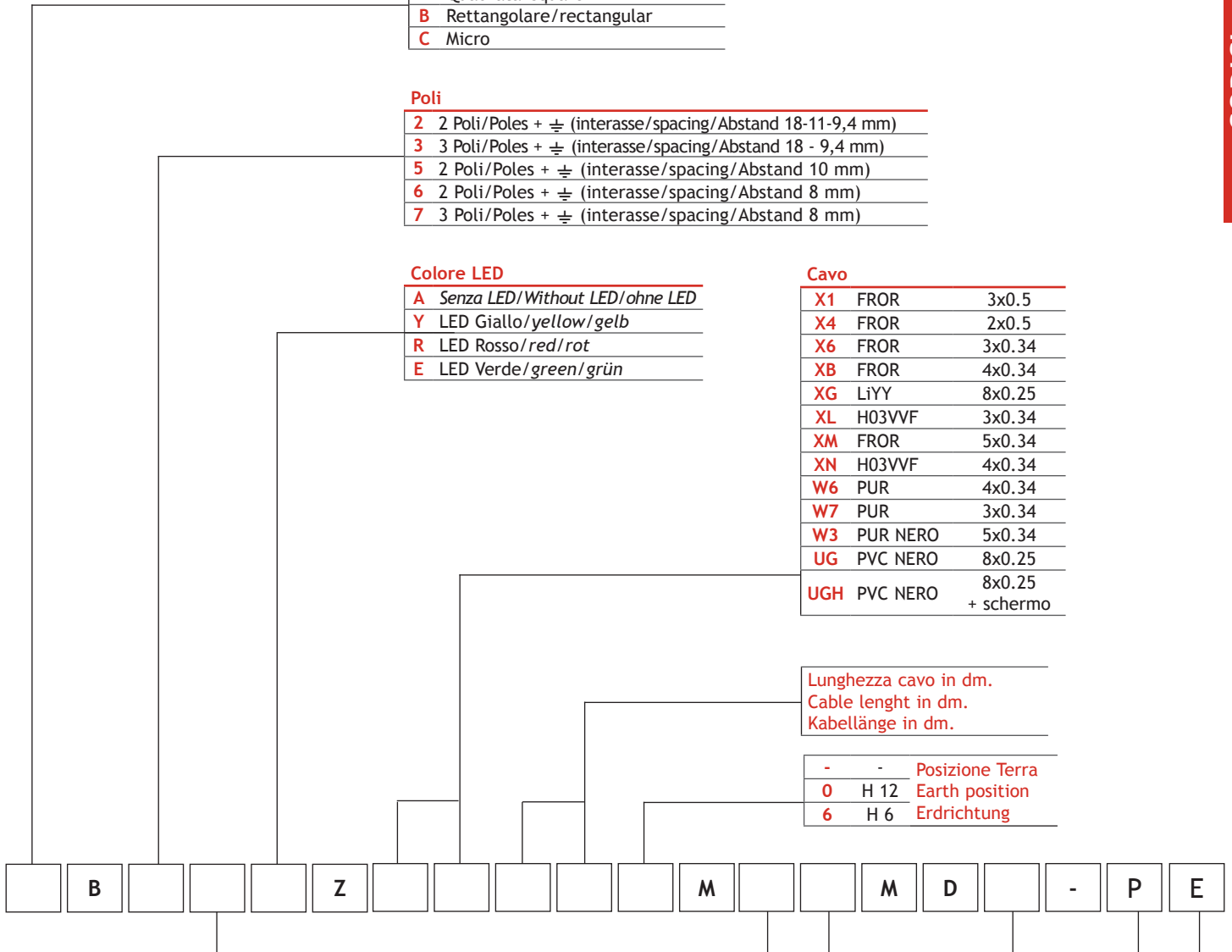
<b>A</b>	Senza LED/Without LED/ohne LED
<b>Y</b>	LED Giallo/yellow/gelb
<b>R</b>	LED Rosso/red/rot
<b>E</b>	LED Verde/green/grün

**Cavo**

<b>X1</b>	FROR	3x0.5
<b>X4</b>	FROR	2x0.5
<b>X6</b>	FROR	3x0.34
<b>XB</b>	FROR	4x0.34
<b>XG</b>	LiYY	8x0.25
<b>XL</b>	H03VVF	3x0.34
<b>XM</b>	FROR	5x0.34
<b>XN</b>	H03VVF	4x0.34
<b>W6</b>	PUR	4x0.34
<b>W7</b>	PUR	3x0.34
<b>W3</b>	PUR NERO	5x0.34
<b>UG</b>	PVC NERO	8x0.25
<b>UGH</b>	PVC NERO	8x0.25 + schermo

Lunghezza cavo in dm.  
Cable length in dm.  
Kabellänge in dm.

-	-	Posizione Terra
<b>0</b>	H 12	Earth position
<b>6</b>	H 6	Erdrichtung


**Circuiti (vedi pag./see page/sieh Seite: 36)**

Senza circuiti elettronici/without electronic circuits/ohne Schaltung	<b>A</b>
LED bipolare/bipolar LED/zweipolige LED 10/50V	<b>B</b>
LED bipolare/bipolar LED/zweipolige LED 70/250V	<b>C</b>
VARISTORE/VDR 24V	<b>D</b>
VARISTORE/VDR 48V	<b>E</b>
VARISTORE/VDR 110V	<b>F</b>
VARISTORE/VDR 250V	<b>V</b>
LED bipolare + VDR 24V	<b>G</b>
LED bipolare + VDR 48V	<b>H</b>
LED bipolare + VDR 110V	<b>J</b>
LED bipolare + VDR 250V	<b>K</b>
DIODO in parallelo/parallel diode/Paralldiode	<b>L</b>
DIODO in parallelo + LED 10/50V	<b>M</b>
DIODO in parallelo + LED 70/250V	<b>N</b>
Raddrizzatore a ponte/bridge rectifier/Brückengleichrichter*	<b>P</b>
Raddrizzatore a ponte + LED 10/50V*	<b>Q</b>
Raddrizzatore a ponte + LED 70/250V*	<b>R</b>
Raddrizzatore a ponte + VDR 24V*	<b>PD</b>
Raddrizzatore a ponte + VDR 48V*	<b>PE</b>
Raddrizzatore a ponte + VDR 110V*	<b>PF</b>
Raddrizzatore a ponte + VDR 250V*	<b>PV</b>
Raddrizzatore a ponte + VDR 24V+LED*	<b>PG</b>
Raddrizzatore a ponte + VDR 48V+LED*	<b>PH</b>
Raddrizzatore a ponte + VDR 110V+LED*	<b>PJ</b>
Raddrizzatore a ponte + VDR 250V+LED*	<b>PK</b>
Doppio Zener/two Zener/zwei Zener 24V	<b>Z</b>
Transil 24V	<b>S</b>
Transil 110V	<b>T</b>

**Tipo**

M8	<b>M8</b>
M12	<b>M12</b>

**Poli**

3 Poli/Poles	<b>3</b>
4 Poli/Poles	<b>4</b>
5 Poli/Poles	<b>5</b>

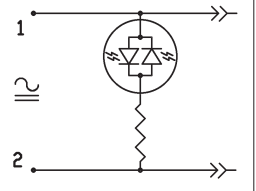
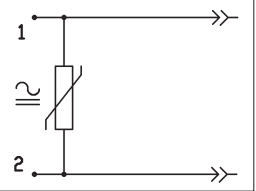
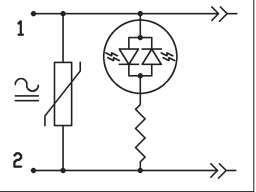
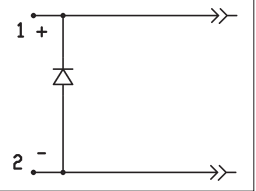
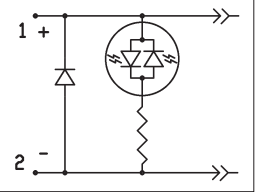
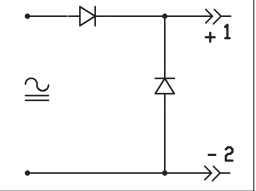
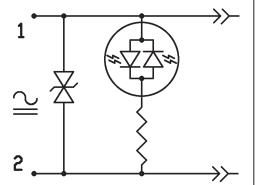
Porta etichetta a richiesta  
Cable sleeve on request  
Kabeltulle auf Anfrage

\* Non disponibili in tutte le versioni.

\* Not available in all versions.

\* Nicht lieferbar in allen Ausführungen



Descrizione/Description/Beschreibung	Tensione/Voltage/Spannung	CODICE/ CODE/ KODE	Tipo/Type/Bez.
 <p>LED bipolare Bipolar LED Zweipolige LED - Anzeige</p>	10/50 V	<b>B</b>	A1 - A2 - KA B - B IND. - KB C - C IND.
 <p>Varistore di protezione contro le sovratensioni Varistor protection against overvoltage Varistorschutz gegen Überspannung</p>	24 V	<b>D</b>	A1 - A2 - KA B - B IND. - KB C - C IND.
	48 V	<b>E</b>	
	110 V	<b>F</b>	
	250 V	<b>V</b>	
 <p>LED bipolare + Varistore di protezione contro le sovratensioni Bipolar LED + Varistor protection against overvoltage Zweipolige LED - Anzeige + Varistorschutz gegen Überspannung</p>	24 V	<b>G</b>	A1 - A2 - KA B - B IND. - KB C - C IND.
	48 V	<b>H</b>	
	110 V	<b>J</b>	
	250 V	<b>K</b>	
 <p>Diodo in parallelo per la soppressione dei picchi di tensione Parallel diode for transient overvoltage suppression Paralleldiode gegen Spannungspitzen</p>	250 V	<b>L</b>	A1 - A2 - KA B - B IND. - KB C - C IND.
 <p>LED bipolare + Diodo in parallelo per la soppressione dei picchi di tensione Bipolar LED + Parallel diode for transient overvoltage suppression Zweipolige LED - Anzeige + Paralleldiode gegen Spannungspitzen</p>	10/50 V	<b>M</b>	A1 - A2 - KA B - B IND. - KB C - C IND.
	70/250 V	<b>N</b>	
 <p>Raddrizzatore a semionda uscita ca. 50% entrata + Diodo di protezione Half-wave rectifier output about 50% input + Diode protection Halbwellenrichter Ausgang za. 50% Eingang + Diode</p>	250 V	<b>W</b>	A2 - KA KB
 <p>TRANSIL</p>	24 V	<b>S</b>	A1 - A2 - KA B - B IND. - KB C - C IND.
	110 V	<b>T</b>	



	Descrizione/Description/Beschreibung	Tensione/Voltage/Spaltung	CODICE/CODE/KODE	Tipo/Type/Bez.
	Raddrizzatore a ponte, corrente max. 1 A (3 A) Bridge rectifier, max. current 1 A (3 A) Brückengleichrichter, max strom 1 A (3 A)	250 V	<b>P</b>	A2 - KA KB
	Raddrizzatore a ponte, corrente max. 1 A (3 A) + LED bipolare Bridge rectifier, max. current 1 A (3 A) + Bipolar LED Brückengleichrichter, max strom 1 A (3 A) + Zweipolige LED - Anzeige	10/50 V	<b>Q</b>	A2 - KA
	Raddrizzatore a ponte, corrente max. 1 A (3 A) + VDR (Varistore) Bridge rectifier, max. current 1 A (3 A) + VDR (Varistor) Brückengleichrichter, max strom 1 A (3 A) + VDR (Varistorschutz)	24 V	<b>PD</b>	A2 - KA KB
		48 V	<b>PE</b>	
		110 V	<b>PF</b>	
		250 V	<b>PV</b>	
	Raddrizzatore a ponte, corrente max. 1 A (3 A) + LED bipolare + VDR (Varistore) Bridge rectifier, max. current 1 A (3 A) + Bipolar LED + VDR (Varistor) Brückengleichrichter, max strom 1 A (3 A) + Zweipolige LED - Anzeige + VDR (Varistorschutz)	24 V	<b>PG</b>	A2 - KA
		48 V	<b>PH</b>	
		110 V	<b>PJ</b>	
		250 V	<b>PK</b>	
	PRESSOSTATO LED bipolare Bipolar LED Zweipolige LED - Anzeige	10/50 V	<b>B</b>	A2
		70/250 V	<b>C</b>	
		Doppio Zener + LED Bipolare Two Zener + Bipolar LED Zwei Zener + Zweipolige LED - Anzeige	24 V	<b>Z</b>

 Rosso/Red/Rot **R** Verde-Rosso/Green-Red/Grün-Rot **ER** Verde-Giallo/Green-Yellow/Grün-Gelb **EY**

 Colore LED  
 LED colour  
 LED farbe

 Verde/Green/Grün **E** Rosso-Verde/Red-Green/Rot-Grün **RE**

 Giallo/Yellow/Gelb **Y** Giallo-Verde/Yellow-Green/Gelb-Grün **YE**