

EN 175301 - 803 - A(DIN 43650)

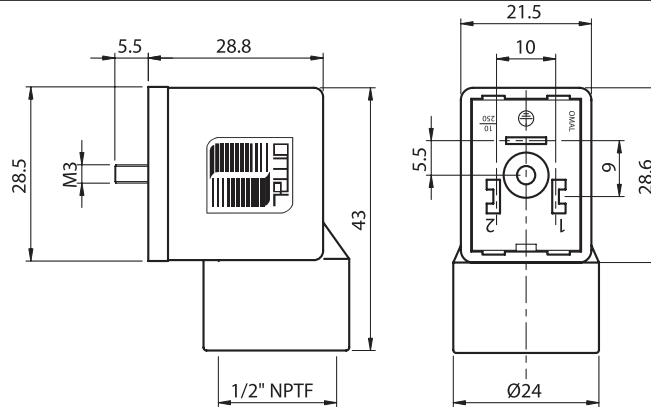
CONNETTORI PER ELETTROVALVOLE
SOLENOID VALVE CONNECTORS
VENTILSTECKER

B1
1/2" NPTF




B

Attacco/Gland size/Verschraubung: **1/2" NPTF**
2P + 1



Corpo connettore Connector Stecker	PA 66 + 30% FV	Portata massima contatti Max. current Max. Strom	16 A	Grado di protezione Protection class Schutzart	IP65 EN 60529 (DIN 40050)
Contatti Contact material Kontaktmaterial	CuZn (Ag)	Portata nominale contatti: Operating current: Betriebsstrom:	10 A	Classe di isolamento Insulation class Isolierungsklasse	C - VDE 0110
Tensione nominale (max.) Max voltage Max. Spannung	250 V AC 300 V DC	Interasse Spacing: Abstand:	10 mm	Temperatura di funzionamento Working temperature Betriebstemperatur	-30 °C / +125 °C




CODICI D'ORDINE
CODIFICATION
BESTELLSCHLÜSSEL vedi pag. **2**
 see page
 sieh Seite

EN 175301 - 803 - A(DIN 43650)

CONNETTORI PER ELETTROVALVOLE
SOLENOID VALVE CONNECTORS
VENTILSTECKER


B1T
1/2" NPTF

con componenti elettronici/with electronics/beschaltet



Attacco/Gland size/Verschraubung: **1/2" NPTF**
2P + 1

Corpo connettore/Insert/Einsatz Scatole esterna trasparente/Transparent housing/Transparentes Gehäuse	PA 66 + 30% FV PA	Portata massima contatti Max. current Max. Strom	16 A	Grado di protezione Protection class Schutzart	IP65 EN 60529 (DIN 40050)
Contatti Contact material Kontaktmaterial	CuZn (Ag/Au)	Portata nominale contatti: Operating current: Betriebsstrom:	10 A	Classe di isolamento Insulation class Isolierungsklasse	C - VDE 0110
Tensione nominale (max.) Max voltage Max. Spannung	Secondo circuito According to circuitry nach Beschaltung	Interasse Spacing: Abstand:	10 mm	Temperatura di funzionamento Working temperature Betriebstemperatur	-25 °C / +90 °C



CODICI D'ORDINE
CODIFICATION
BESTELLSCHLÜSSEL vedi pag. **2**
 see page
 sieh Seite

CIRCUITI
CIRCUITRY
BESCHALTUNG vedi pag. **3**
 see page
 sieh Seite

Colore

Nero/black/schwarz	B
Grigio/grey/grau	G
Trasparente/Transparent	T

Scatola

Quadrata/square H=26,8 mm	A1
Quadrata/square H=32 mm	A2
Rettangolare/rectangular	B1
Micro	C1

Serie

Serie Compact/Compact/Kompact	K
-------------------------------	----------

Poli

2 Poli/Poles + \pm (interasse/spacing/Abstand 18-11-9,4 mm)	2
3 Poli/Poles + \pm (interasse/spacing/Abstand 18 - 9,4 mm)	3
2 Poli/Poles + \pm (interasse/spacing/Abstand 10 mm)	5
2 Poli/Poles + \pm (interasse/spacing/Abstand 8 mm)	6
3 Poli/Poles + \pm (interasse/spacing/Abstand 8 mm)	7
2 Poli/Poles + \pm FASTON(interasse/spacing/Abstand 18 mm)	8
3 Poli/Poles + \pm FASTON(interasse/spacing/Abstand 18 mm)	9

Circuiti (vedi pag./see page/sieh Seite: 36)

Senza circuiti elettronici/without electronic circuits/ohne Schaltung	A
LED bipolare/bipolar LED/zweigpolige LED 10/50V	B
LED bipolare/bipolar LED/zweigpolige LED 70/250V	C
VARISTORE/VDR 24V	D
VARISTORE/VDR 48V	E
VARISTORE/VDR 110V	F
VARISTORE/VDR 250V	V
LED bipolare + VDR 24V	G
LED bipolare + VDR 48V	H
LED bipolare + VDR 110V	J
LED bipolare + VDR 250V	K
DIODO in parallelo/parallel diode/Parallediode	L
DIODO in parallelo + LED 10/50V	M
DIODO in parallelo + LED 70/250V	N
Raddrizzatore a ponte/bridge rectifier/Brückengleichrichter*	P
Raddrizzatore a ponte + LED 10/50V*	Q
Raddrizzatore a ponte + LED 70/250V*	R
Raddrizzatore a ponte + VDR 24V*	PD
Raddrizzatore a ponte + VDR 48V*	PE
Raddrizzatore a ponte + VDR 110V*	PF
Raddrizzatore a ponte + VDR 250V*	PV
Raddrizzatore a ponte + VDR 24V+LED*	PG
Raddrizzatore a ponte + VDR 48V+LED*	PH
Raddrizzatore a ponte + VDR 110V+LED*	PJ
Raddrizzatore a ponte + VDR 250V+LED*	PK
Doppio Zener/two Zener/zwei Zener 24V	Z
Transil 24V	S
Transil 110V	T
Raddrizzatore a semionda 250V*	W

Colore LED

LED Giallo/yellow/gelb	Y
LED Rosso/red/rot	R
LED Verde/green/grün	E

Posizione Terra	H 12	0
Earth position	H 6	6
Erdrichtung	H 9	9
	H 3	3

Attacco

07	PG 7
09	PG 9
10	PG E
11	PG 11
12	1/2" NPTF

Guarnizione

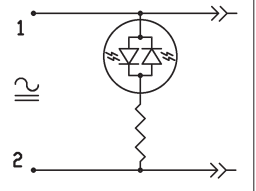
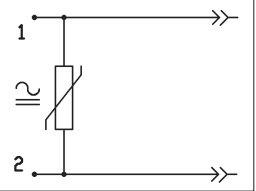
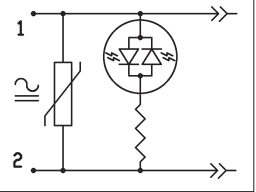
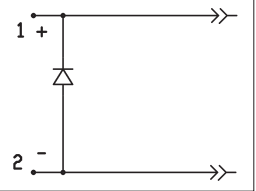
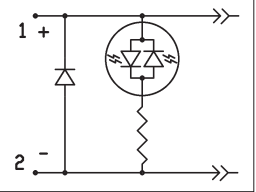
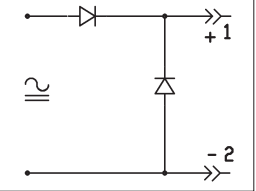
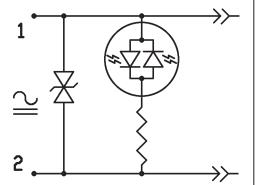
1	Guarnizione a profilo/profile gasket/Profildichtung
2	Guarnizione piatta/flat gasket/Flachdichtung

* Non disponibili in tutte le versioni.
* Not available in all versions.
* Nicht lieferbar in allen Ausführungen

Vite e guarnizione a corredo
Screw and gasket included
Schraube und Dichtung umfasst





Descrizione/Description/Beschreibung	Tensione/Voltage/Spannung	CODICE/CODE/KODE	Tipo/Type/Bez.
 <p>LED bipolare Bipolar LED Zweipolige LED - Anzeige</p>	10/50 V	B	A1 - A2 - KA B - B IND. - KB C - C IND.
 <p>Varistore di protezione contro le sovratensioni Varistor protection against overvoltage Varistorschutz gegen Überspannung</p>	24 V	D	A1 - A2 - KA B - B IND. - KB C - C IND.
	48 V	E	
	110 V	F	
	250 V	V	
 <p>LED bipolare + Varistore di protezione contro le sovratensioni Bipolar LED + Varistor protection against overvoltage Zweipolige LED - Anzeige + Varistorschutz gegen Überspannung</p>	24 V	G	A1 - A2 - KA B - B IND. - KB C - C IND.
	48 V	H	
	110 V	J	
	250 V	K	
 <p>Diodo in parallelo per la soppressione dei picchi di tensione Parallel diode for transient overvoltage suppression Paralleldiode gegen Spannungspitzen</p>	250 V	L	A1 - A2 - KA B - B IND. - KB C - C IND.
 <p>LED bipolare + Diodo in parallelo per la soppressione dei picchi di tensione Bipolar LED + Parallel diode for transient overvoltage suppression Zweipolige LED - Anzeige + Paralleldiode gegen Spannungspitzen</p>	10/50 V	M	A1 - A2 - KA B - B IND. - KB C - C IND.
	70/250 V	N	
 <p>Raddrizzatore a semionda uscita ca. 50% entrata + Diodo di protezione Half-wave rectifier output about 50% input + Diode protection Halbwellenrichter Ausgang za. 50% Eingang + Diode</p>	250 V	W	A2 - KA KB
 <p>TRANSIL</p>	24 V	S	A1 - A2 - KA B - B IND. - KB C - C IND.
	110 V	T	



	Descrizione/Description/Beschreibung	Tensione/Voltage/Spaltung	CODICE/CODE/KODE	Tipo/Type/Bez.
	Raddrizzatore a ponte, corrente max. 1 A (3 A) Bridge rectifier, max. current 1 A (3 A) Brückengleichrichter, max strom 1 A (3 A)	250 V	P	A2 - KA KB
	Raddrizzatore a ponte, corrente max. 1 A (3 A) + LED bipolare Bridge rectifier, max. current 1 A (3 A) + Bipolar LED Brückengleichrichter, max strom 1 A (3 A) + Zweipolige LED - Anzeige	10/50 V	Q	A2 - KA
	Raddrizzatore a ponte, corrente max. 1 A (3 A) + VDR (Varistore) Bridge rectifier, max. current 1 A (3 A) + VDR (Varistor) Brückengleichrichter, max strom 1 A (3 A) + VDR (Varistorschutz)	24 V	PD	A2 - KA KB
		48 V	PE	
		110 V	PF	
		250 V	PV	
	Raddrizzatore a ponte, corrente max. 1 A (3 A) + LED bipolare + VDR (Varistore) Bridge rectifier, max. current 1 A (3 A) + Bipolar LED + VDR (Varistor) Brückengleichrichter, max strom 1 A (3 A) + Zweipolige LED - Anzeige + VDR (Varistorschutz)	24 V	PG	A2 - KA
		48 V	PH	
		110 V	PJ	
		250 V	PK	
	PRESSOSTATO LED bipolare Bipolar LED Zweipolige LED - Anzeige	10/50 V	B	A2
		70/250 V	C	
	Doppio Zener + LED Bipolare Two Zener + Bipolar LED Zwei Zener + Zweipolige LED - Anzeige	24 V	Z	A1 - A2 - KA B - KB C - C IND.

 Rosso/Red/Rot **R** Verde-Rosso/Green-Red/Grün-Rot **ER** Verde-Giallo/Green-Yellow/Grün-Gelb **EY**

 Colore LED
 LED colour
 LED farbe

 Verde/Green/Grün **E** Rosso-Verde/Red-Green/Rot-Grün **RE**

 Giallo/Yellow/Gelb **Y** Giallo-Verde/Yellow-Green/Gelb-Grün **YE**